




PEDALS PIPES & PIZZA

PEDALS, PIPES & *Pizza* HANDBOOK



American Guild of
ORGANISTS

Revised by the
COMMITTEE ON EDUCATIONAL PROGRAMMING, 2025
David von Behren, DMA, AAGO, Director
Nathaniel Gumbs, DMA
Laura Henderson, MA, SPC
Jieun Newland, MM

Russell Weismann, DMA, AAGO
Councillor for Education



TABLE OF CONTENTS

Introduction	Page 1
Planning Guides	Page 2
Schedule Sample	Page 6
Press Release Sample	Page 7
Social Media Post Sample	Page 8
Letter Samples	Page 9
Certificate Sample	Page 12
Registration Form Sample	Page 13
Post-PPP Essentials	Page 14
Resources	Page 15
Appendix	Page 17

INTRODUCTION

What is a Pedals, Pipes & Pizza?

A Pedals, Pipes & Pizza (PPP) event is a partial day program designed to give children and youth (ages 9–16 preferably with a piano background) a brief introduction to the pipe organ and its music. The event is held at a church, school, or other space housing a pipe organ. It is desirable for the featured organ to have a console visible to the attendees.

A PPP can be sponsored by an AGO chapter, local church, a group of local churches, or a school/university. Placing plenty of advertisements in church bulletins, school and community music programs, AGO chapter newsletters, and with private studio teachers is necessary for successful recruitment of young participants. We also recommend the use of local social media advertising to reach your target audience.

While this program can focus on one organ, do not hesitate to include several to show different designs of instruments. Be sure to have plenty of volunteers and players available for the event.

Although the organ is the main focus of a PPP, time for social interaction among the participants and the program coordinators and volunteers is strongly encouraged. This will be especially important during the “pizza” portion of the event. *Although pizza is the food in the program title and suggested for the event, sponsoring chapters may want to consider providing other types of food such as: pizza without cheese, vegan alternatives, or gluten-free options.*

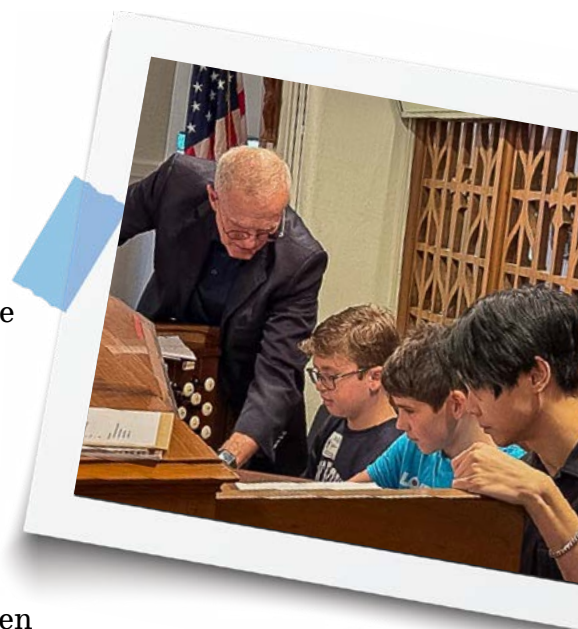
Additional helpful hints and suggestions are provided in this handbook, as well as examples of the materials needed to conduct a successful PPP.



Activity Ideas: At the Organ

During the demonstration, it may be helpful to have two leaders: one to demonstrate and play the organ and another to interact with the participants. Be sure to leave enough time for questions before, during, and after the various demonstrations.

- Demonstrate differences between organ and piano with one participant at the organ and the other at the piano. For example, play one key with little pressure, then with great pressure to demonstrate sound decay difference. Also, hold one note a long time on each instrument.
- Demonstrate loudest, softest, highest, and lowest sounds on the organ – more possibilities than any other single instrument! Be sure to demonstrate each basic tone color with short excerpts highlighting contrasts: soft and loud, fast and slow.
- Show pictures or describe the largest and smallest organ pipes. Give an old organ pipe to each participant if possible. (Frequently organ builders or technicians are willing to donate pipes no longer in use.)
- Demonstrate the swell box. Have participants sing “ah” steadily with hand over mouth, then move the hand away slowly. Then play on full closed Swell, gradually open and close shutters. Then do the same with a soft stop.
- Play a passage going from ppp to fff to ppp, using both stop additions/subtractions and swell boxes.
- Demonstrate pedals. Play pedal melody suitable to the age group present. You could use the melody of *Three Blind Mice*, *Mary Had a Little Lamb*, or *Twinkle, Twinkle, Little Star*, or another familiar song.
- Demonstrate the need for stops by playing on a silent manual. (Also, why aren’t they called “go’s”? Answer, as expressed in *A Young Person’s Guide to the Pipe Organ*: “This term comes from the fact that pushing a knob in “stops” the pipes from speaking.”)
- Secretly turn off the blower, pull stops, and play. The lack of sound shows that the organ is a wind instrument.



- Demonstrate pistons, couplers, etc., possibly with a brief demonstration of their effectiveness by the organist trying to make several stop changes by hand in a short amount of time. Make it amusing!
- Show participants pipes inside the organ case. Point out different shapes, materials, and sizes of pipes. Have the organist play while the participants are in the organ case.
- Show the organ blower. Turn it on and off, observing the rising/falling of the reservoirs.
- While using many stops, play and release large chords with rests between them; observe the top of the reservoirs adjusting to the winding needs. Contrast with very small registrations.
- Perform an organ demonstration piece like *Rex: The King of Instruments* (see Resources for additional options.)
- Let each participant play a piano piece on the organ. Register for them, but ask them for ideas as well!

Activity Ideas: Away From the Organ

#1 Show a video:



#2 Have a local pipe organ builder demonstrate how an organ works with sample pipes and mechanical components.



#3 Find out if there is an Orgelkids kit nearby that can be incorporated into the educational component of the day.

Orgelkids is an educational pipe organ curriculum that allows young children to assemble a working two-rank, 2-octave pipe organ in under one hour. The Orgelkids USA website includes a map with locations of where Orgelkids Kits exist. orgelkidsusa.org/where-in-the-world



Following the organ demonstrations, plan for all to enjoy pizza and drinks. Be sure to have as many Guild members present as possible to interact with the participants. Have AGO members share stories of how they came to study the organ and its importance in their lives.

Ideas for Hand-Outs (Participant Packets)

- Schedule of the day for this PPP
- An organ pipe to take home
- Pictures of various organs and organ consoles
- Pictures of an organ score showing three staves, registration markings, etc. – elements different from a piano score **(See appendix)**
- List of local organ teachers who offer lessons and encourage continued piano study (Be certain to include their contact information)
- List of POE programs offered across the country next summer
- *A Young Person's Guide to the Pipe Organ* by Sandra Soderlund **(See Resources)**
- List of local musical programs of interest

Other Important Items to Consider

- Make sure to distribute name tags.
- If PPP volunteers hold proper clearances and background checks for interaction with minors, a local parent or legal guardian could drop off each participant and confirm their contact information at check in. However, it is encouraged to have parents and legal guardians stay and observe the program.
- More than one adult needs to be present with the participants at all times.
- The organ console should be visible with access to chambers.
- Take a photo of each participant on the organ console (email it to legal guardian afterwards with followup email) and offer a certificate as a souvenir and record.
- Some chapters create a scholarship fund for a series of introductory lessons for those participants who indicate an interest. However, please remember that the purpose is as much to interest future listeners of the organ, as well as getting some of them to possibly study the organ. One way to raise funds is to present organ recitals, i.e. Bach's birthday, etc.
- Some chapters underwrite the complete cost of the PPP, while others charge a minimal fee to cover event materials.
- Once again, if parents/legal guardians are not present throughout the event, adult volunteers must have adequate clearances/certifications enabling them to work with children.

Last But Not Least—Publicity!

Letters should be sent electronically. Create an online sign-up form using GoogleForms and place links on social media platforms. Create QR code for links to all printed materials.

Reach out to:

- Parenting groups on social media
- Homeschooling groups
- School music teachers and local piano teachers
- Local choir directors and music directors
- Area coffee shops and local libraries to place posters/flyers
- Local press for a possible preview article



*Best wishes for
a very successful
Pedals, Pipes, and Pizza!*

SCHEDULE SAMPLE



Your Chapter, American Guild of Organists

Location, Date


Keep names/emails for mailing list

Time	Activity	Presenter
10:00AM	Registration and refreshments	<i>Chapter Leader</i>
10:15AM	Ice breaker social activity	
10:30AM	Hear the instrument — Fun organ music	<i>1 professional organist</i>
10:45AM	Video: AGO Pedals, Pipes, and Pizza Organ Demonstration Video	
11:15AM	Demonstration of organ pipes	
11:30AM	Hear the instrument — Fun organ music part 2	<i>2 professional organists</i>
12PM	Pizza lunch	
1:00PM	Participant open console	<i>Chapter Leader</i>
2:00PM	Wrap-up, questions, adjourn	

PRESS RELEASE SAMPLE

For distribution to community newspapers/church bulletins.

New message — ⌵ ✕

 To name@email.com

Subject Press Release for Pedals, Pipes & Pizza





Dear _____,

On _____, student pianists, ages 11-16, will meet at _____ for Pedals, Pipes & Pizza, an introduction to the pipe organ event sponsored by the _____ chapter of the American Guild of Organists. The program will include opportunities to see, hear, and play the pipe organ.

Participants will gather at 10am and will be treated to pipe organ demonstrations, video presentations, lunch, and time for each participant to play the pipe organ. The program will conclude at 2pm.

Email/call/see link for more information.

Sincerely,
Name
Title
Chapter Name
Email
Phone

Send Save Cancel

SOCIAL MEDIA POST SAMPLE

For distribution on Facebook/Instagram/TikTok/Community Groups.
A link to the registration form should be included. Video links are also most helpful.

PEDALS PIPES & PIZZA

Children and youth who have had some experience with the piano are invited to come hear, play and explore the pipe organ.

GRADES 3-6

JAN 26TH 2024 | 11:00AM TO 2:00PM

ALL SAINTS EPISCOPAL CHURCH
286 SEVENTH AVENUE AT 7TH STREET, BROOKLYN, NY 11215

Free RESERVE A PLACE WITH AN EMAIL MESSAGE TO DEAN@BROOKLYNAGO.ORG

SPONSORED BY THE BROOKLYN CHAPTER OF THE AMERICAN GUILD OF ORGANISTS
WWW.BROOKLYNAGO.ORG

EMAIL SAMPLE – TO PIANO TEACHER

New message



To pianoteacher@email.com

Subject Upcoming Pedals, Pipes & Pizza Event on (date)

Dear _____,

The _____ chapter of the American Guild of Organists is presenting a program to introduce young people to the organ, called Pedals, Pipes & Pizza. As a leading piano teacher in the community, we hope that you will be interested in encouraging some of your piano students to attend.

We will explain and demonstrate the pipe organ. Participants will see the inside of an organ and play a piano piece on it. The principal purpose of the day is to help participants learn about the pipe organ and how it functions. While some participants may choose to study the organ, our intention is not to recruit students. If there happen to be participants who would like to start organ study, we would strongly recommend that they continue piano study while studying the organ.

The Pedals, Pipes & Pizza event will be held at _____ on _____, and will last from 10am until 2pm (Adjust time as appropriate). If you have students whom you feel would be interested in attending this introduction to the organ, please send their names and a parent's email contact and phone numbers to _____. We will contact the students through their parents.

Thank you for your consideration of this request. Do not hesitate to call for any additional information you may need. Your cooperation is deeply appreciated.

Sincerely,

Name

Title

Chapter Name

Email

Phone

A publicity flier and link to registration form should be included



Send

Save

Cancel

EMAIL SAMPLE – TO PARENTS (PRE-PPP)

New message



To parent@email.com

Subject Upcoming Pedals, Pipes & Pizza Event on (date)

Parent
Street Address
City, State, Zip

Dear Parent,

I am _____, organist of _____. The _____ chapter of the American Guild of Organists is holding a Pedals, Pipes & Pizza program to introduce pianists, ages 9-16, to the pipe organ.

Your daughter _____ was recommended for this program by _____, her piano teacher. We would be thrilled to have _____ as part of the group.

The program will start at ____am. _____ is welcome to bring a piano piece that she can play on the organ. We require that a parent or guardian accompany your child at the event. Dress will be informal. To sign up, please [click on this link](#).

A link to registration form should be included

If you have any questions, please don't hesitate to ask. We would look forward to having _____ with us.

Sincerely,
Name
Title
Chapter Name
Email
Phone

A publicity flier should be attached



Send

Save

Cancel

EMAIL SAMPLE – TO PARENTS (POST-PPP)

New message



To parent@email.com

Subject Thank you for joining us at Pedals, Pipes & Pizza!

Parent
Street Address
City, State, Zip

Dear Parent,

As the coordinator of the Pedals, Pipes & Pizza program and on behalf of the entire _____ Chapter of the American Guild of Organists, I would like to thank you for bringing your son/daughter to our event last Saturday. Outreach to young people is one of the most important areas on which the AGO focuses. I am so glad we were able to have your son/daughter included!

One of the primary goals of a Pedals, Pipes & Pizza is to generate interest in the pipe organ at an early age. If your son/daughter had a positive experience and would possibly like to continue study in organ or piano, the AGO would be happy to help you find an organ or piano instructor. We will also send you information on any other Pedals, Pipes & Pizza events and other events geared toward young people.

Thank you again for taking interest in the AGO Pedals, Pipes & Pizza program. If we can help you in any way, do not hesitate to contact us. We hope that you will enjoy the attached photo of your son/daughter at the organ console!

All the best,
Name
Title
Chapter Name
Email
Phone



Send

Save

Cancel

Attach a photo of child at organ.

CERTIFICATE SAMPLE – PARTICIPANTS (POST-PPP)

Certificate templates for successful participants are available. PPP coordinators can download the file and enter personalized information (date/location/sponsoring group/participant name).

American Guild of Organists



THIS IS TO CERTIFY THAT

has completed Pedals, Pipes & Pizza

Sponsored Chapter

Church

Signature

Date



AMERICAN GUILD OF ORGANISTS



THIS IS TO CERTIFY THAT

HAS COMPLETED PEDALS, PIPES & PIZZA

Sponsored Chapter

Church

Signature

Date



REGISTRATION FORM SAMPLE

For ease of registering, please use this template to create a Google Form that can be disseminated to those interested in registering.

Pedals, Pipes & Pizza Registration Form

Chapter Name, American Guild of Organists

*indicates required question

Name of participant* Answer

Age* Answer

Number of years of piano study (if applicable) Answer

Name of piano teacher (if applicable) Answer

Piano teacher email address Answer

Name of Legal Guardian* Answer

Legal Guardian Mailing address Answer

Legal Guardian Email Address* Answer

Legal Guardian/Emergency Contact Mobile Phone Number* Answer

Dietary Restrictions Answer

Please check the boxes below to give your consent for:*

Consent by Legal Guardian for child to participate in PPP

Consent to use photos and/or video taken for future event publicity and use on AGO social media channels

Make sure to include notice of required fees to be collected on day of event, if applicable

The following fee will be required on day of event: \$XX.XX

Submit

POST-PPP ESSENTIALS


Following the PPP, it is important to build upon the enthusiasm and excitement of the event to motivate and recruit the next generation of organists. Carefully consider the following ideas; include as many as possible in your chapter's future planning goals. There is only one item on this list; however, it is probably the most important item of this booklet for the success of the PPP program, other AGO programs, and growth of your own AGO Chapter.

1. Maintain a list of all PPP participants, including parent contact information. This list can be used for:

- Post-PPP letters and photos to parents and participants
- Pipe Organ Encounter recruitment
(You can also have brochures for the upcoming summer POE's available for the participants. These can be obtained by contacting The AGO National Headquarters Office.)
- Invitations to chapter events
- Organ Crawls
- Recitals by young organists
- Student AGO chapter membership information
- Student organ scholarship information
(While AGO national offers student scholarships for POE's, your local AGO chapter may have a scholarship fund for young organists.)
- Lastly: Your chapter may want to consider a mentoring program for young organists. With the permission of a participant's parent(s) or legal guardian, a chapter member can be assigned to introduce them to AGO programs, place helpful reminder phone calls before chapter events, and arrange transportation.



Music




A Suite for Mother Goose by George Akerley, for organ and narrator.

Hinshaw Music HPO3009

This delightful six-movement composition is based on nursery school songs

with plentiful moments for comic relief by both organist and narrator. Suitable for children and adults.



Scenes of Childhood by John Leavitt, for organ and narrator.

Warner Bros. Publications Inc.

This is a set of organ sketches based on selected poems from Robert Louis

Stevenson's: *A Child's Garden of Verses*. These pieces are to be performed with a narrator reading the poem before each organ sketch.




Rex: The King of Instruments by Daniel Burton, for organ and narrator.

Morning Star Music Publishers MSM 10-938

This upbeat introduction to the pipe organ, scored for


organ and narrator, is designed to attract and hold the attention of young people. The score explains how an organ works. Performers may want to omit the section that calls for the organist to sit on the manual keys.



Other Organ Demonstrators

A wide variety of "Organ Demonstrators" for various age groups are available from Wayne Leupold Editions at

theleupoldfoundation.org/product-category/root-catalog/organ-demonstrators/. In addition, the firm handles various educational tools about the organ for various age levels.



The King of Instruments by William Albright

C.F. Peters EP 66793

This "parade of music and verse" for organ and narrator is one of the first works created to entertain and introduce listeners to the organ.

Videos



“How Pipe Organs Work: Inside the St. Paul’s Chapel Organ”

Janet Yieh demonstrates the Noack organ installed in 2017 at St. Paul’s Chapel in New York City.

[www.trinitywallstreet.org/video/
how-pipe-organs-work-inside-st-pauls-chapels-organ](http://www.trinitywallstreet.org/video/how-pipe-organs-work-inside-st-pauls-chapels-organ)



“How an Organ Makes Music”

Organ curator John P. Santoianni demonstrates how the Flentrop organ at Duke Chapel (the Benjamin N. Duke Memorial Organ) creates its wide range of sounds. youtube.com/watch?v=4S6BErQs-HE (or, on YouTube.com search: “How an Organ Makes Music”



“How does a Pipe Organ Actually Work”

Anna Lapwood presents this beginner’s guide to the organ—from stops, pedals and manuals to pipes and wind chests—that was filmed at St John’s Smith Square in London. [youtu.be/
TzK-tYFGQx4?si=M_nxrVCBIGXR10r1](https://youtu.be/TzK-tYFGQx4?si=M_nxrVCBIGXR10r1)



Booklet

A Young Person’s Guide to the Pipe Organ

by Sandra Soderlund, with drawings by Catherine Fischer.

Available free to PPP groups through AGO headquarters.

Have one copy for each participant. (An easily-accessible online version is also available on the AGO website:

wp.agohq.org/young-persons-guide/)

A delightful introduction to the pipe organ for young people of any age. This book of cartoons gives a brief history of the instrument and cleverly illustrates types of action, varieties of pipes, divisions of the organ, organ builders, players, and composers. There is also a glossary of terms and a bibliography of sources for more information.

APPENDIX

These resources for Pedals, Pipes & Pizza organizers and participants will be helpful as you plan your event.

- Pictures of various organs and organ consoles that coordinators could use for instructional purposes and students could take home
- Pictures of an organ score showing three staves, registration markings, etc. – elements different from a piano score that coordinators could use for instructional purposes and students could take home
- List of local organ teachers who will give lessons, and who will encourage continued piano study (Be certain to include their contact information)
- Modifiable flier template available in the Document Center at www.agohq.org
- Sample advertising and promotion timeline
- PPP logos suitable for print and online use can be found in the Document Center at www.agohq.org

For further information on Pedals, Pipes & Pizza events,
as well as other educational materials, contact:



American Guild of Organists
212.870.2310 | info@agohq.org | www.agohq.org

© 2025, American Guild of Organists. All rights reserved.

